



## The impact of the Union of Soviet Socialist Republics (USSR) occupation on Afghanistan politics and economy: An empirical study

Mohammad Fawad Basharpal<sup>1</sup>, Mohd Fuad Mat Jali<sup>1</sup>

<sup>1</sup>School of Social, Development and Environmental Studies, Faculty of Social Sciences and Humanities, Universiti Kebangsaan Malaysia

Correspondence: Mohammad Fawad Basharpal (email: basharpal.fawad@gmail.com)

### Abstract

Afghanistan's unique geopolitical attributes have made it a centre of rivalry among great powers. The 1979 Soviet military intervention set in a new era of war and chaos which in turn brought critical changes within the geo-political environment of Afghanistan. Literature suggests that the Soviet Union occupation was merely the curtailment of the United States in the region and more so an ideological thing. This study sought to examine empirically the veracity of this proposition. Empirical data were collected from 88 purposively sampled Afghan respondents a number of whom were then selected for further in-depth interviews. The data were analyzed by using *SPSS 16* in terms of descriptive statistics, and the one way ANOVA to investigate the differences of socio-demographic data (education, profession and ethnicity) in order to gain insight into perceived differences of USSR economic investment and politics in Afghanistan. The result showed that significant differences were observed as a result of the USSR economic investment and politics in Afghanistan, especially with respect to socioeconomic variables such as education level, ethnicity and professions. Interestingly, 72.7 per cent of respondents perceived USSR occupation as having been favourable to Afghans' incomes while the same percentage disagreed that the USSR presence had helped reducing insurgence and terrorism. In conclusion, the USSR occupation of Afghanistan was perceived as having some positive impacts with respect to economic investment and politics. However, when taken together negative impacts abound as many respondents did not agree that the occupation was favourable to the Afghan people.

**Keywords:** Afghanistan, economic investment, geopolitics, occupation, political strategies, Soviet Union

### Introduction

Afghanistan's unique geopolitical attributes have brought about a profound impact on developments within the countries of the South and Central Asian regions. In the last quarter of the twentieth century, the 1979 Soviet military intervention in Afghanistan sets in a new era of war and chaos, this in turn has brought critical changes within the geopolitical environment of Afghanistan. The Soviet intervention was challenged by a number of interlinked forces - local Afghan, regional and international (among them the US). This has ushered in a new age according to Koch (2006) in quote, stated that "the 'New Great Game' discourse, and its historical antecedent, the 'Great Game' between Russia and the United Kingdom, continues to frame many understandings of Central Asia's strategic importance today". Koch went on to sight (Fuller, 1992, 1994; Hunter, 1996; Johnson, 2007; Rashid, 2002) and argued that the Realist writings around geopolitics in the locale have a tendency to map it likewise as indeed a scenery to the term 'Real Drama' sanctioned by the power that be, in this case, the United States, Russia or China. The activation of these new forces and the trans-national functional linkages that enabled them to operate were to have a transformative impact on the whole region. The repercussions of the Soviet

occupation of Afghanistan, however, are not only evident in today Afghanistan's economy, but also in the sociopolitical sphere of Afghanistan. The purpose of this paper is to explore these important effects on the Afghanistan's economy and politics. This study investigates the extent of the impact of USSR occupation on Afghanistan's economy between 1979 through 1989.

## Literature review

The literature review presented in this section explains the essential historical context of the Soviet Union's role in Afghanistan. The Red Army invaded Afghanistan in December of 1979. At the time, the Soviet Union claimed the invasion was a response to requests for aid from the newly established People's Democratic Republic of Afghanistan, which was attempting to legitimize itself in an ideologically, socially, and politically divided Afghanistan. The overthrow of the former King Zahir Shah in 1973 had led to the establishment of Communist Afghanistan (and eventually the Soviet invasion).

Another important factor to consider that led to the Russian's invasion of Afghanistan is not only geopolitical but ideological. The communists took power in Afghanistan in 1978 and threaten to move from feudal state to a communist state using force. With all their empty promises provide education for women and girls and to ensure that women were not slaves of men. The use of force to change the political setting of Afghans by the communist was because of traditional and Islamic beliefs and the influence of Muslim clergy in the country (Braithwaite, 2011).

The Russians decided to face mutual threats in Afghanistan using their own political and economic interests. These interests sometimes clash and resulted in military rivalry. Russia attempted to expand their military bases across Central Asia. The military rivalry between the two countries is similar to their military race during the Cold War because Russia's main purpose of the military pact in the region was to curtail American expansion in the region. Most countries of the Central Asia regarded the US as a more stable partner in achieving economic potentials hence tends to create a pact with the US than the USSR or China (Pipinashvili, 2011) although the Soviet Union saw the spreads of NATO to the countries of Caucasian and Central Asian regions as a threat and to have military influence in the region.

### *Education in Afghanistan*

Foreign aid supported the expansion of the education sector in Afghanistan over the years. The school population was estimated at 1,350 in 1932 and in 1950s, was over 100,000. By 1978, it reached over 1 million, with nearly 90 per cent in primary education (Rubin, 1995). Much of the secondary education took place in the large urban centres. In 1959, Kabul, with 1.8 per cent of the country's population had nearly 74 per cent of the secondary school students. Rubin (1995) noted that data on the enrollment of students by gender are scarce, however, of the 2004 schools during the period of 1969 – 70 only 348 (12%) were listed as girls' schools. Co-educational school existed in Kabul, but just a few of them, and girls comprised about 13% of the student population of 580,000 (Dupree, 1980). With the establishment of Kabul University and the Polytechnic Institute, supported through aid (from France, Germany, the United States, and the Soviet Union) tertiary education expanded from some 500 students in the early 1950s to over 20,000 by the late 1970s. The increased recruitment of the educated elite into an expanding bureaucracy and army further separated the Government from its rural constituency.

### *Economic change*

Over the years Afghanistan's economy is dominated by primary products. Such products as natural gas, fruits and nuts, karakul, pelts, cotton, carpet and wool are then exported to the Soviet Union, the United Kingdom, India, Pakistan and Iran. According to the World Bank (2001), agriculture provided about 50 percent of the country's GNP. The industrial base of the Afghanistan government remains relatively low and hence limited to small-scale production of textiles, soap, furniture, shoes, fertilizer and cement;

handwoven carpets; natural gas, oil, coal, and copper. Estimates of employment vary, but most sources indicate that agriculture and animal husbandry employed some 65 – 70 per cent of the working population, industry about 10 percent, construction about 6 per cent and trade about 5 per cent, with services a further 11 per cent (CIA, 2013)

Afghanistan has an economy that not only is active, but must also be understood in order to ensure a stable system of government. This is why Rubin (2000) contends that the state-led modernization programs resulted in the very split of the Afghan economy and society. Hence the divisions between the urban and rural sectors. It also underscores a point that any development should take note of the hard contribution of the rural championed agricultural sector that has provided for the Afghan rural populace and supported even the urban sector as well in terms of sustaining and taxable income during export.

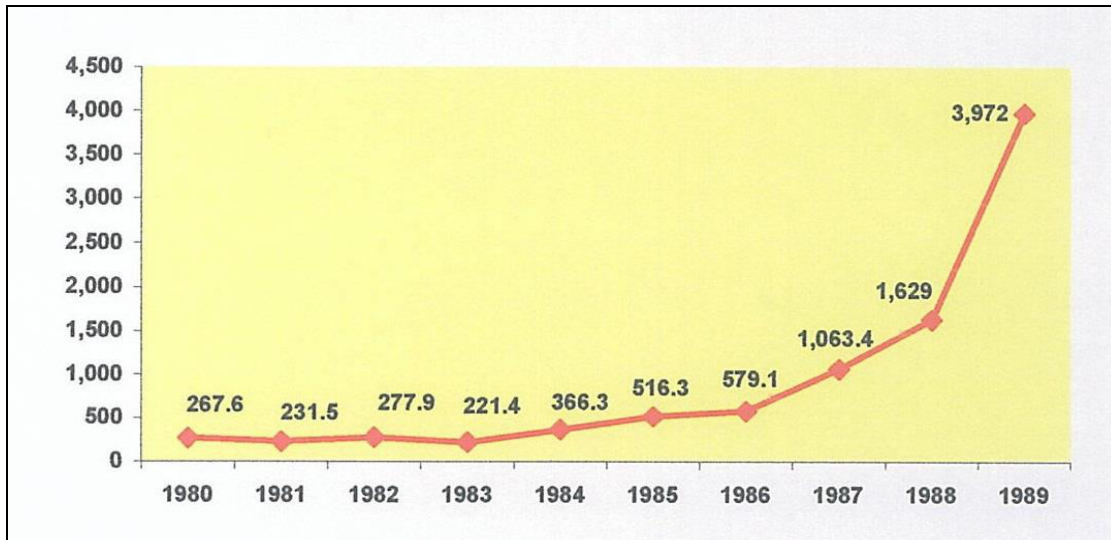
Present time indicates that 38% of the economy is devoted to agriculture while 24% of the economy is devoted to industry. The remaining 38% is in the services sector. A common path to development has been the move away from an agriculturally based (agrarian) economy.

### *Soviet and Afghan economic development*

The Soviet-Afghan economic ties with USSR had a long history of trade relations (Minkov & Smolyneec, 2007). In 1955, an Afghan – Soviet treaty was renewed, giving the Soviet Union more influence in the former's economic and political sphere. Sources had it that by 1978, Afghanistan was the third largest recipient of Soviet aid (Minkov & Smolyneec, 2007). Citing Noorzoy's work on "Economic Relations", Minkov & Smolyneec (2007) contends that when compared, the US aid to Afghanistan was only one third of the Soviet aid. These stood at \$471 million \$1,265 billion respectively in 1978. About 2,000 Soviet technical and economic experts and advisers were present in Afghanistan in 1978. The Soviet Union was involved in many projects then in Afghanistan. Such projects include, building apartment complexes, as well as in large economic development projects. Others include, building the concrete highway system connecting the Soviet border with Kabul and Kandahar and which, was the longest highway tunnel in the world.

Military aids and cooperation was most important for the USSR with the view of strengthening the Afghanistan's (DRA) security forces. Noorzoy (1985), holds that the period 1968-79, saw a total Soviet aid to Afghanistan at an estimated US\$695 million. The military aid gradually increased until 1984, when it reached 366.3 million rubles a 37% increase from 1980. Between 1985 and 1988, with stepped up efforts for transferring the security responsibilities to the Afghan army and Red Army's withdrawal of active combat, the military aid increased fourfold compared to that of 1984 to 1,629 million rubles. The most significant increase, however, occurred between 1988 and 1989 when military aid was increased by 2,343 million rubles and stood at 3,972 million rubles more than the entire amount for the period 1980-1987. The Figure 1. illustrates the Soviet Military aids (Minkov & Smolyneec, 2007).

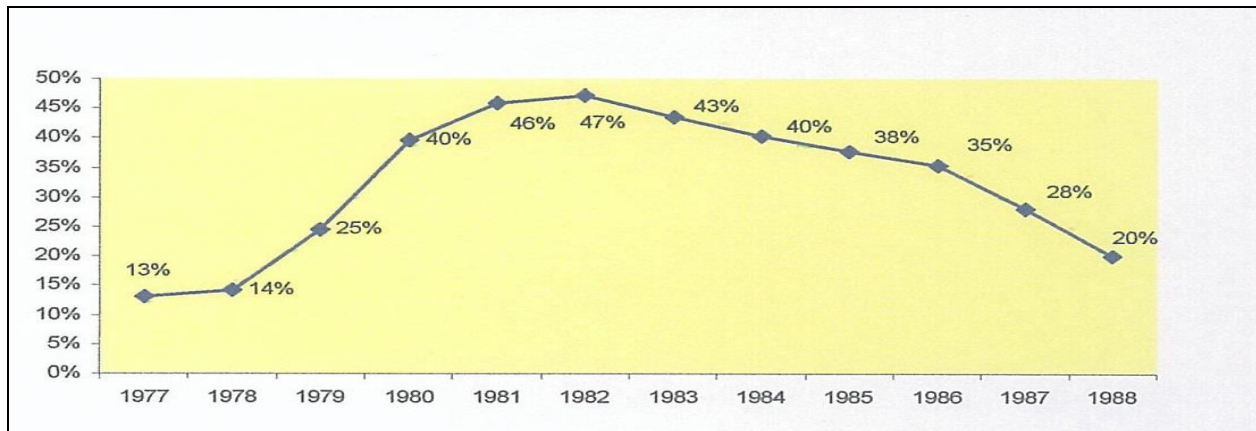
The Peoples' Democratic Party of Afghanistan (PDPA) reign in 1978 and especially the 1979 military intervention dramatically changed Soviet strategic objectives and the corresponding economic policies. The Soviet leadership quickly realized that the general Afghan upheaval of 1978-79 against Amin's regime could not be fixed by a quick military intervention and by installing a new regime. Long term commitment and support in both the military and economic spheres would be necessary to stabilize the new government. Furthermore, the Soviet invasion of Afghanistan sparked and intensified the cold war as the West responded to the Soviet invasion in 1980s. Shortly, Western aid started to support Afghan freedom fighters (Mujahidin) across the border in Pakistan and also in the form of humanitarian assistance to Afghan refugees.



Source: Minkov & Smolyneec, 2007.

**Figure 1.** Soviet Military Aid (in millions of rubles), 1980-1989

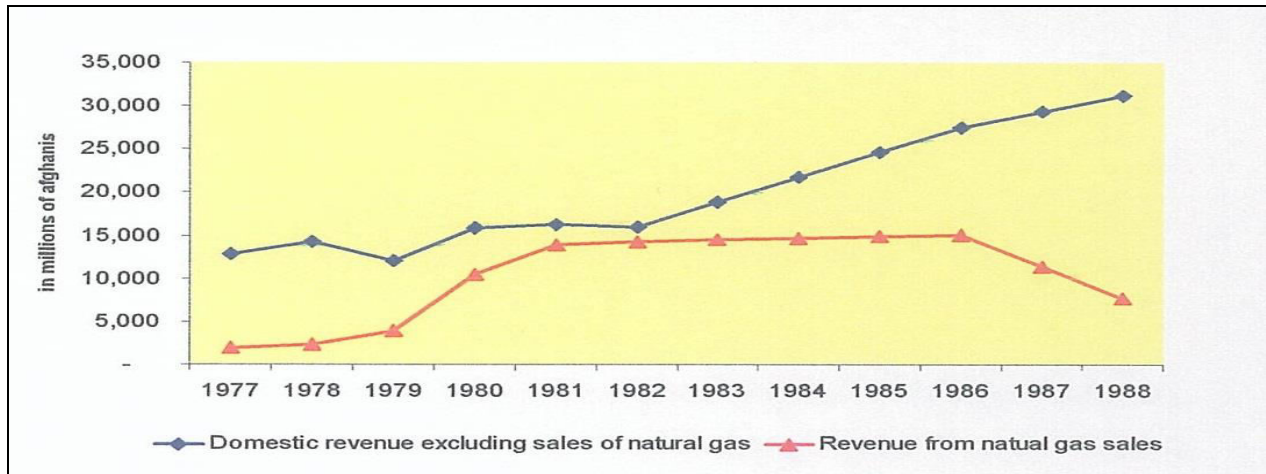
The Soviet largely influenced the economic strategies of the PDPA regime through its economic theory and experience. The two main thrust of the economic development was to increase the state share of national income and bilateral trade between the two countries. However, the oil and gas industry was also controlled entirely by the government. The Figure 2. illustrates the importance of the gas sales revenue to the government. The Soviet Union largely benefited from the import of natural gas from Afghanistan at below market prices.



Source: Minkov & Smolyneec, 2007.

**Figure 2.** Sales of Natural Gas as Percentage of Total Domestic Revenue

Rubin (1992) stated that the natural resource exploration was controlled by the Soviet cadres and the gas was exported exclusively to the Soviet Union. One of the negative impacts was that income from the sale of gas declined when the USSR technicians began to leave the country, and had essentially disappeared after 1989.



Source: Minkov & Smolyneec, 2007.

**Figure 3.** Growth of State Revenue and Sales of Natural Gas, 1977-1988

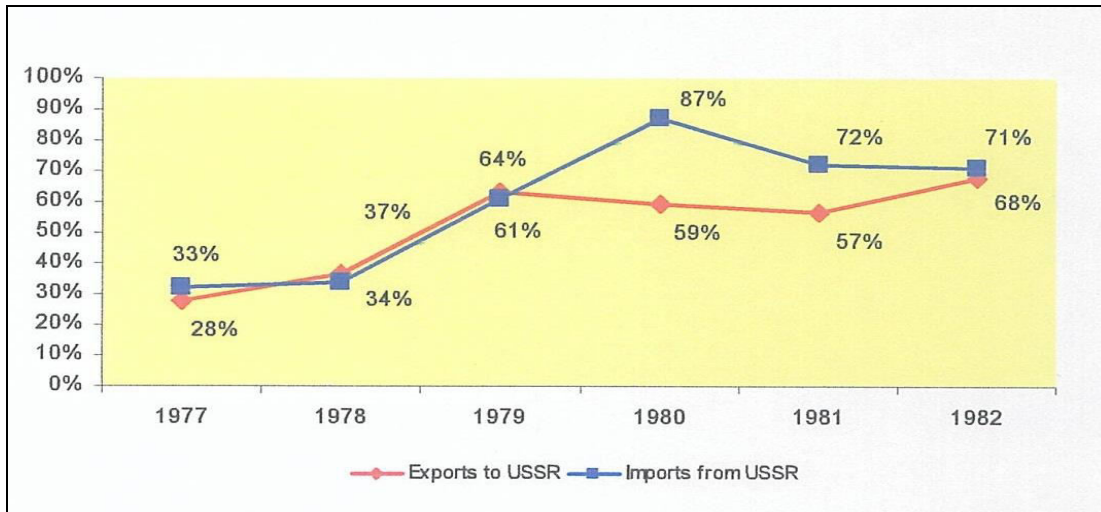
It is believed that most of the growth of the public sector was achieved through the development of joint ventures with the Soviet Union. In 1986, Afghan-Soviet ventures represented 75 percent of all state industries and produced 60% of the electricity production (Minkov & Smolyneec, 2007). According to Giustozzi (2000), these projects produced 75 percent of the domestic revenue, with the rest coming from taxes and custom duties. Furthermore, Rubin (1992) asserts that the Afghan economy was to a large extent integrated with the Soviet economy.

The influence and impact of USSR on the Afghan government was also seen in the coming in of Gorbachev. After Gorbachev came to power in 1985, the shift of economic policies in the Soviet Union towards joint public-private ventures were almost immediately echoed in Afghanistan as well. In 1986, the new Afghan leader Najibullah changed the overall direction of the economy towards greater representation of the private sector. In addition to building guarantees for private property into the new constitution, a green light was given to private investors.

The Soviet controlled Afghan PDPA regime intensified efforts to improve agriculture as a major economic development. However, an effort to expand the public sector in agriculture failed. The struggle between the regime and the insurgency prevented any economic development in the agricultural sector. Furthermore, the most serious damage to the agricultural sector, however, was the Red Army's decision to destroy the mujahidin economy as part of its counterinsurgency strategy (Minkov & Smolyneec, 2007). Even though the Soviet military succeeded in preventing the mujahidin from relying on the countryside as an economic and supply base were successful (Rubin, 1992), they also led to hundreds of thousands of casualties (Minkov & Smolyneec, 2007). However, Farr & Gul (1984) reported that many Afghans migrated during the period and the destruction of 20 percent of rural villages. The destruction caused the abandonment of farms and the loss of labour. By 1983 the production of wheat, rice, barley, corn and cotton declined by 80, 65, 40, 37, and 30 percent respectively. Yields decreased by 50 percent for dry-land wheat and 33 percent for irrigated wheat while numbers of livestock decreased between one to two thirds (Rubin, 1992).

The implications of the agricultural decline can be seen in the amount of revenue which the government was able to collect from land taxes. Revenue from land taxes declined from 280 million Afghanis in 1979 to 16 million in 1982, which could only cover 0.04 percent of government expenditures in that year.





Source: Minkov & Smolyneec, 2007.

**Figure 4.** *Afghan - Soviet Trade Patterns, 1977-1982*

Minkov & Smolyneec (2007) citing the works of Noorzoy indicates that before the PDPA came to power in 1978, Afghanistan and USSR bilateral trade, was only around 30 percent of Afghanistan's overall international trade. However, after the 1978 revolution, the share of exchange with the Soviet Union had increased to about 60 percent and 70 percent by 1982. This is shown in the Figure 4. Most likely the trend continued in the subsequent years. The brief peak of imports and decrease of exports in 1979-81, observed in the graph, is most probably due to the overall lack of control by Afghan government on the economic resources of the country in the period and the need for external compensation.

### *Geopolitics of Afghanistan*

Afghanistan is synonymous with unfortunate example of a complex geopolitical and humanitarian issues that arise in post-conflict setting. The country has been devastated by three decades of war that have left most of its 32 million citizens among the poorest in the world" (Gallaher et al., 2009: 241). The history of conflicts in Afghanistan helps tells its geostrategic importance. The series of wars since the fall of Zahir Shah in 1973 has resulted in the destruction of infrastructure in the country. The numerous wars had caused large populations to sought asylum in neighboring or other countries. The people who live in Afghanistan have learned to live and survive under tough conditions. What makes Afghanistan unique is not its economy or resources, but its geostrategic location. It is "a valued corridor for the rich gas and oil resources in the Central Asian Republics to the Arabian Sea. Conversely, it gives access to the markets in Central Asia and therefore a country of great interest for regional and world powers" (Ram, 2004: 28).

In 1930's the Soviet Union was the most powerful ally of Afghanistan. In 1929, the Russians sent about a 1000 troops to defeat the rebels who were fighting the then Amanullah Khan. However, because the people were dissatisfied with Russian's fighting in Afghanistan, Stalin ordered the troops to leave Afghanistan. The important point is that this invasion did not decrease the level of political relations between the Soviet Union and Afghan government. However, in the years before the WWII, Germans tried to have more influence in Afghanistan through military training and financial assistance. Under the influence of British and Russian governments who were allied against Germany during the war, Zahir Shah expelled all the German officials or personnel who were identified as intelligent agents in Afghanistan (Braithwaite, 2011).

Finally, the fear of American influence in Afghanistan motivated Russians to invade Afghanistan in 1979, though they were finally forced to leave this country in 1989 (Dmitri, 2001). This put Afghanistan's sovereignty in the light of further conquest.

## Materials and methods

### *Method and instrument of data collection*

The method of data collection for the present study involved both quantitative and qualitative methods. Quantitative data involved the use of questionnaire while qualitative data involved the use of key informant interview and informal discussions with respondents. A four part questionnaire was designed, tested and administered. In this study, the field survey was conducted within a period from April to May 2014. Qualitative research is used to develop an in-depth understanding of human behaviour. The approach focuses on the reasons underpinning various aspects of behaviour and attempts to develop comprehensive, detailed explanations of an issue within the research (Saunders, Lewis & Thornhill, 2003).

Furthermore, key informant and informal discussions were used to crosscheck some of the information gathered through questionnaire method. This method involved selecting five respondents purposefully to give unbiased information on the USSR occupation. The informants are considered to be knowledgeable in political affairs of Afghanistan.

Secondary sources of data through journals, online surfing, and books were examined to complement primary data. However, these sources provided useful insights into the past history of the Soviet Afghanistan's relations and trade. This thus allowed for critical examination of the two country's involvement during the Soviet occupation.

### *Data processing and analysis*

A total of 120 questionnaires was distributed and at the end of the fieldwork 100 were collected in readiness for data processing. Nevertheless, only 88 were usable due to incomplete questionnaires. Therefore, 73.3 % of response rate was successfully achieved. A pilot test involving 20 respondents was performed in order to evaluate the reliability of instruments in the study.

## Result and discussion

Table 1. showed the various respondents' personal characteristics. As can be seen, most respondents, 42 percent of the respondents are in the age bracket 42 and above years. A vast majority of respondents (90.9 percent) is Muslims while most of the respondents (96.6 percent) are male. A total of 87.5 percent of the respondents are married. As regards to education, a majority of the respondents (37.5 percent) are technical/vocational degree holders. A large percentage (63.6 percent) of the respondents is civil servants. Most of the respondents (42.0 percent) read newspapers every day while another 64.8 percent of the respondents have interaction with their neighbours every day. Lastly, a majority of respondents (36.4 percent) are of Pashtun ethnicity.

**Table 1. Distribution of respondents socio-demographic characteristics**

Age (years)	Percentage
18 – 23	3.4
24 – 29	9.1
30 – 35	20.5
36 – 41	25.0
42 – Above	42.0
Religion	Percentage
Christianity	3.4
Islam	90.9
Traditional Belief (Pagan)	1.1
Free Thinker	4.5

Age (years)	Percentage
<b>Gender</b>	<b>Percentage</b>
Male	96.6
Female	3.4
<b>Marital status</b>	<b>Percentage</b>
Single	12.5
Married	87.5
<b>Education level</b>	<b>Percentage</b>
University/polytechnic	22.7
Technical/vocational school	37.5
Secondary school	28.4
Primary school	11.4
<b>Profession status</b>	<b>Percentage</b>
Civil servant	63.6
Private sector employee	20.5
Business person	15.9
<b>Newspaper reading level</b>	<b>Percentage</b>
Less than once/month	12.5
Few times/month	6.8
Few times/week	38.7
Every day	42.0
<b>Interaction with neighbours</b>	<b>Percentage</b>
Few times/month	2.2
Few times/week	33.0
Every day	64.8
<b>Ethnicity</b>	<b>Percentage</b>
Pashtun	36.4
Tajik	9.1
Hazara	27.2
Uzbek	9.1
Others	18.2

### *Political and economic investment*

The impact of USSR geopolitics on the Afghan people is examined as shown in Table 2. The respondents were asked about their perception on the income and economic conditions during the presence of the USSR. There were 2 items in this construct. The mean scores of the two items were 2.27 and 2.55 respectively. The item A1 is the highest mean score since it denotes the most favourable response as against the A2 item. Of the 88 respondents, 9.1 percent respondents strongly agreed that there was a positive change in Afghan people's income during the presence of the USSR, 63.6 percent respondents agreed that there was a positive change in Afghan people's income during the presence of the USSR, while 18.2 percent neither agreed nor disagreed about the item.

**Table 2. Impact of USSR geopolitics in Afghan**

No.	Items	Mean score (standard deviation)	Frequency (percentage)				
			1	2	3	4	5
A1	There is positive change in Afghan's income after the presence of USSR	2.27 (0.754)	(9.1)	(63.6)	(18.2)	(9.1)	(0.0)
A2	Economic situation in Afghanistan improved more with USSR	2.55 (1.164)	(18.2)	(36.4)	(27.3)	(9.1)	(9.1)

N=88 Average mean score=2.39 1=strongly agree 2=agree 3=neutral 4=disagree 5=strongly disagree



About 9.1 percent of the respondents disagreed that there was a positive change in Afghan people's income during the presence of the USSR. The reasons for the agreement of a positive in Afghans' income during the USSR period 1979-1989 could be explained that at the time period, the Soviet Union was involved in many projects then in Afghanistan. Also, there were large economic development projects. However, one notable thing with construct A1 is that nobody strongly disagree with the item.

On item A2 'Economic situation in Afghanistan improved more with USSR', 18.2 percent respondents strongly agreed to this item, 36.4 percent respondents also agreed while 27.3 percent respondents were neutral and 9.1 percent respondent chose to disagree only 9.1 percent respondents strongly disagreed that the economic situation in Afghanistan improved more with the USSR. Two interviewees revealed that their trade improved and that they were able to see sales increase and profit in their businesses. That enabled them to deal with family expenditures. The other three interviewees do not see any benefit of the presence of the USSR in 1979 – 1989 them and their families. Overall, the emerging and the constant theme amongst interviewees is that the presence of the USSR in 1979 - 1989 was to meet their own selfish desire for their home government and people.

The mean score of the USSR and US economic and political impact was interpreted to include the following: 1 – 1.8 as very high, 1.81 – 2.6 as high, 2.61 – 3.4 as moderate, 3.41 – 4.2 as low and finally 4.21 – 5.0 as very low. The overall or average mean score for this construct is 2.41 which, shows that the Afghan people do not necessarily see or derive a very high positive economic and political impact during the USSR presence in Afghanistan. However, this indicates generally that respondents do not really show their agreement on the impact of USSR economic investments in their country especially in income. However, some of the respondents' in the study still feel that there were some benefits during the USSR presence in Afghanistan between 1979 and 1989. Therefore, the study provided some important insights into the some economic impact.

The study also examined the impact of USSR politics. Respondents were asked about their agreement or disagreement on whether voting was influenced by the pro - USSR candidacy, USSR is highly accepted by the Afghan people and if USSR presence helped reduce terrorism. The data in Table 3. were presented in Likert two scale responses. However, the table indicates that there is sharp contrast or difference in their responses. The item A1 indicates highest agreement since it denotes the most favorable response as against the A2 and A3 items though the agreement was only 36.4%. The table showed that of 88 respondents, 36.4 percent respondents agreed that their voting was influenced by the pro - USSR candidacy, 63.6 percent respondents disagreed that their voting was influenced by the pro - USSR candidacy.

**Table 3. Impact of USSR political in Afghan**

No	Items	Agree (%)	Disagree (%)
A1	Voting was influenced by pro-USSR	36.4	63.6
A2	USSR highly accepted by Afghan	18.2	81.8
A3	USSR presence reduced insurgence and terrorism	27.3	72.7

On the item A2 'USSR highly accepted by Afghan' data showed that 18.2 percent respondents agreed that USSR were highly accepted by the Afghan people while, 81.8 percent respondents disagreed USSR was highly accepted by the Afghan people. The item A3 'USSR presence helped reduced insurgence and terrorism' findings indicated that 27.3 percent respondents agreed that the USSR presence helped reduced insurgence and terrorism while, 72.7 percent respondents disagreed that the USSR presence helped reduced insurgence and terrorism.

Of the five informants interviewed, four showed a theme response that the people of Afghanistan are against the USSR occupation of their land and believe that Afghan will be better off in the absence of the USSR. Moreso, the belief that the Afghan is further divided by the presence of the USSR in their soil and that it could be the plan of the USSR to further drift or tear them apart. Three interviewees were of the

view that insurgence and terrorism will never go in as much as there are the foreign meddling powers in Afghan.

*The influence of the USSR economic investment by education*

The Table 4. using *one-way ANOVA test*, shows that there was not a significant difference of influence of USSR economic investment by level of education, university/polytechnic (Mean=4.85), technical/vocational (Mean =4. 69), secondary (Mean =5.08) and primary (Mean=4.50), value of F=.387 with  $p>0.05$ . Based on the analysis reported in this section, the perspective of participants with secondary education has the highest mean value, however; the influence of USSR economy was insignificant. The mean value of technical/vocational has the smallest mean value depicting the lower number of participants that participated in the study.

**Table 4. The influence of the USSR economic investment by level of education**

Variables	Sources of variation	Sum of Squares	df	Mean Square	F	Sig.
Influence USSR Economic Invesment	Between Groups	3.231	3	1.077	.387	.763
	Within Groups	233.860	84	2.784		
	Total	237.091	87			
Influence USSR Politic Invesment	Between Groups	24.058	3	8.019	10.656	.000
	Within Groups	63.215	84	.753		
	Total	87.273	87			
Influence USSR On Afghanistan's Foreign Policy	Between Groups	91.174	3	30.391	10.553	.000
	Within Groups	241.917	84	2.880		
	Total	333.091	87			

Nonetheless, there was a significant difference of influence of USSR politics by level of education, university/polytechnic (Mean=5.60), technical/vocational (Mean =6.12), secondary (Mean =5.40) and primary (Mean=7.10), value of F=10.656 with  $p<0.05$ . Based on Post hoc analyses that were conducted, indicated that the mean score for the influence of USSR politics in the group of primary (Mean=7. 10) more than university/polytechnic (Mean=5.60), technical/vocational (Mean =6.12) and secondary (Mean=5.40). However, the influence of USSR politics in the group university/polytechnic (Mean=5.60), technical/vocational (Mean =6.12) and secondary (Mean=5.40) did not significantly differ. The mean value of the participants depicted that greater respondents constituted primary education level while participants at secondary education level. This implies that more respondents from primary education level contributed more on the data that were used to generalize the influences of USSR on the political sphere of Afghans between 1979 through to 1989. ANOVA statistical analysis showed that the USSR politics significantly supported government practices.

*The influence of USSR economic investment by profession*

The Table 5. examined the difference of variables by profession of the respondents. These variables are the influence of the USSR economic investment, the influence of the USSR politics and the influence of the USSR on Afghanistan's foreign policy.

Using *one-way ANOVA test*, Table 5. indicates that there was no significant difference between the influence of the USSR economic investment by profession, civil servant (Mean=4.98), business person (Mean =4.50) and private sector employee (Mean=4.55), value of F=.760 with  $p>0.05$ . As the analysis report indicate in this section, the perspective of participants in the civil servants has the highest mean value, however the influence of USSR economy was insignificant. The mean value of business persons has the smallest mean value depicting the lower number of participants that participated in the study.

**Table 5. The influence of the USSR economic investment by profession**

Variables	Sources of variation	Sum of Squares	df	Mean Square	F	Sig.
Influence USSR Economic Investment	Between Groups	4.164	2	2.082	.760	.471
	Within Groups	232.927	85	2.740		
	Total	237.091	87			
Influence USSR Politic Investment	Between Groups	1.844	2	.922	.917	.403
	Within Groups	85.429	85	1.005		
	Total	87.273	87			
Influence USSR On Afghanistan's Foreign Policy	Between Groups	104.752	2	52.376	19.497	.000
	Within Groups	228.339	85	2.686		
	Total	333.091	87			

Moreover, it also indicates that there was no significant difference found in the Influence of the USSR politic by Profession, civil servant (Mean=5.92), business person (Mean=6.14) and private sector employee (Mean=5.66), value of  $F=.917$  with  $p>0.05$ .

Minkov & Smolyneec (2007) stated that the Afghan regime took to the Soviet economic practices in land redistribution in agricultural economy and introduced state farms and agricultural cooperatives. These practices, however, collided with traditional Afghan and Islamic values and only served to alienate the farmers and the landed elite.

*The influence of the USSR economic investment by ethnicity*

In the Table 6. shows the difference of variables by the ethnicity of respondents. These variables are the influence of the USSR economic investment, the influence of the USSR political investment and the influence of the USSR on Afghanistan's foreign policy. This was to verify whether the impact was felt by variations of tribe in Afghanistan.

**Table 6. The influence of the USSR economic investment by ethnicity**

Variables	Sources of variation	Sum of Squares	df	Mean Square	F	Sig.
Influence USSR Economic Investment	Between Groups	147.091	4	36.773	33.913	.000
	Within Groups	90.000	83	1.084		
	Total	237.091	87			
Influence USSR Politic Investment	Between Groups	23.939	4	5.985	7.843	.000
	Within Groups	63.333	83	.763		
	Total	87.273	87			
Influence USSR on Afghanistan's Foreign Policy	Between Groups	167.758	4	41.939	21.054	.000
	Within Groups	165.333	83	1.992		
	Total	333.091	87			

In the Table 6. using *one-way ANOVA test*, there was significant difference on the influence of the USSR economic investment by ethnicity, Pashtun (Mean=6.25), Uzbek (Mean=6.00), Hazara (Mean=4.00), Tajik (Mean=3.00) and others (Mean=3.50), value of  $F=33.913$  with  $p<0.05$ . Based on Post hoc analyses that were conducted, the influence of the USSR economic investment in the group of Pashtun (Mean=6.25) and Uzbek (Mean=6.00) more than Hazara (Mean =4.00), Tajik (Mean =3.00) and others (Mean=3.50). However, the influence of USSR economic investment in the group of Hazara (Mean=4.00), Tajik (Mean=3.00) and others (Mean=3.50) did not significantly differ. The mean value of the participants portrayed that greater respondents constituted Pashtun and Uzbek ethnics while participant of Tajik ethnics. This implies that more respondents from Pashtun and Uzbek ethnics contributed more on the data that were used to generalize the influences of USSR economically significant between 1979 through to 1989. ANOVA statistical analysis showed that the USSR's significantly influence Afghan government economically.

Furthermore, there was significant difference on the influence of the USSR politics by ethnicity, Pashtun (Mean=6.25), Uzbek (Mean =5.00), Hazara (Mean =5.33), Tajik (Mean =6.00) and others (Mean=6.50), value of  $F=7.843$  with  $p<0.05$ . Based on Post hoc analyses that were conducted, the influence of the USSR politics in the group of others (Mean=6.50) more than Uzbek (Mean =5.00). However, the influence of the USSR politics in the group of Pashtun (Mean=6.25), Hazara (Mean=5.33) and Tajik (Mean =6.00) did not significantly differ. The mean value of the participants portrayed that greater respondents constituted other ethnics while participant of Uzbek ethnics. This implies that more respondents from other ethnics contributed more on the data that were used to generalize the influences of USSR politics significant between 1979 through to 1989. ANOVA statistical analysis showed that the USSR's politics significantly influence Afghan government.

Barfield (2010) also argues that ethnicity is a factor in resistance against foreign powers in Afghanistan. In general, non-Pashtuns are currently more tolerant of American's presence in Afghanistan. Based on Barfield's (2010) argument, ethnicity of the Afghan population plays a role in the people's inclination toward Russian policies in Afghanistan.

## Conclusion

The key location of Afghanistan, bordering Central Asia and the Indian subcontinent, has long made this country an important geopolitical prize for neighboring states and external powers. The impact of USSR economic investment and politics between 1979 and 1989 in Afghanistan has been investigated. Based on the research findings, USSR geopolitics has a positive impacts in Afghanistan, especially in the socioeconomic factors such as education level, ethnicity and by professionals. However, there are some negative impacts as well as the respondents' believe that Afghan will never achieve peace and stability in the presence of the USSR and US in Afghanistan. The current instability in the Afghanistan's government and system makes it worth re-examining estimates regarding the future on the USSR. Despite all the NATO coalitions known as Allied Force and the international aid donors the government is yet to claim total control of the Afghanistan people in terms of governance. The effect of the USSR occupation of Afghanistan has been catastrophic for the development of the Afghan economy. The evidence suggests a serious decline in the gross national product (GNP) and the abandonment of many Soviet-aided industrial projects which had been completed or were under construction by 1989. With its agricultural base adversely affected by war and collectivization, the country has also become a net food importer after being a net exporter in previous years. In addition, the Soviet occupation of Afghanistan has lessened the prospects for beneficial Western economic involvement through both trade and aid transactions. Although living conditions were never high by world standards, the current situation at best can be considered grim.

## References

- Barnett RR (1995) *The Fragmentation of Afghanistan 2<sup>nd</sup> edition*. Yale UP, New Haven - London.
- Braithwaite Rodric (2011) *The Russians in Afghanistan 1979-89*. Oxford University Press, Oxford.
- Dmitri Trenin (2001) *The End of Russia: Russia on the Border Between Geopolitics and Globalization*. Carnegie Endowment for International Peace, Washington DC.
- Dupree L (1980) *Afghanistan*. Princeton University Press, Princeton.
- Fuller Graham E (1992) *Central Asia: The new geopolitics*. Santa Monica: RAND.
- Fuller Graham E (1994) The new geopolitical order. In: Ali Banuazizi, Myron Weiner (eds) *The new geopolitics of Central Asia and its borderlands*, pp. 19-43. Indiana University Press, Bloomington.
- Gallagher C, Dahlman CT, Gilmartin M, Mountz A, Shirlow P (2009) *Key Concepts in Political Geography*. SAGE, London.
- Hunter ST (1996) Forging chains across Eurasia. *The World Today* 50(12), 313-316.

- Johnson R (2007) Oil, Islam and conflict: Central Asia since 1945. *Contemporary Worlds*. Reaktion, London.
- Minkov A, Smolyne G (2007) Economic Development in Afghanistan During the Soviet Period, 1979-1989: Lessons Learned from the Soviet Experience in Afghanistan. *DRDC Centre for Operational Research & Analysis*. TM-35.
- Pipinashvili D (2011) Sino-Russian Geopolitical Interests in Central Asia and South Caucasus. *Bulletin of the Georgian National Academy of Sciences* 5 (2), 144-8.
- Ram Samay (2004) *The New Afghanistan: Pawn of American?* Manas Publications, New Delhi.
- Rashid A (2002) *Jihad: The rise of militant Islam in Central Asia*. Yale University Press, New Haven.